



International Amateur Radio Union, Region 1  
Polish amateur radio union ( PZK )



## 7th IARU-R1 High Speed Telegraphy Championship 5-9 October 2010 Skierniewice, Poland

### CATEGORY "A" - Youngster Females Under 16

#### RECEIVING TESTS CLASSIFICATION

PLACE	Competitor	Team	Letters			Figures			Mixed			Sum
			SP	Err	Pts	SP	Err	Pts	SP	Err	Pts	
1	SADOUKOVA Anna	RUS	230	1	100.0	240	2	100.0	190	2	100.0	300.0
2	BASAVA Liudmila	BLR	230	4	98.7	230	2	95.8	160	3	83.5	278.0
3	ENE Diana	ROM	120	3	51.1	120	3	49.2	110	4	56.4	156.6
4	SZABO Diana	HUN	110	3	46.7	110	3	45.0	70	1	36.7	128.4
NQ	CHARKASAVA Aliaksandra	BLR	210	4	90.0	220	2	91.6	180	1	95.2	276.8
NO	SITSKO Anastasia	Brest	200	5	85.2	150	1	62.6	160	4	83.0	230.7
NQ	PRAVDINA Eva	RUS	180	2	77.7	160	4	65.5	130	2	68.1	211.4
NQ	MACSIM Mihaela	ROM	0	0	0.0	90	0	37.8	80	3	41.0	78.8

#### PRACTICING TESTS CLASSIFICATION

##### Callsign Receiving test (RUFZ)

PLACE	Competitor	Team	Result	Pts
1	SADOUKOVA Anna	RUS	143065	100.0
2	CHARKASAVA Aliaksandra	BLR	100688	70.4
3	ENE Diana	ROM	22824	16.0
4	SZABO Diana	HUN	15855	11.1
NQ	BASAVA Liudmila	BLR	83937	58.7
NO	SITSKO Anastasia	Brest	47183	33.0
NQ	PRAVDINA Eva	RUS	37550	26.2
NQ	MACSIM Mihaela	ROM	14979	10.5

##### Pile-Up Receiving test (Morse Runner)

PLACE	Competitor	Team	Result	Pts
1	SADOUKOVA Anna	RUS	3018	100.0
2	CHARKASAVA Aliaksandra	BLR	2510	83.2
3	ENE Diana	ROM	1706	56.5
4	SZABO Diana	HUN	1405	46.6
NO	SITSKO Anastasia	Brest	2518	83.4
NQ	BASAVA Liudmila	BLR	2109	69.9
NQ	PRAVDINA Eva	RUS	1927	63.9
NQ	MACSIM Mihaela	ROM	1099	36.4

#### TRANSMITTING TESTS CLASSIFICATION

PLACE	Competitor	Team	Letters			Figures			Mixed			Sum
			SP	Mt	Pts	SP	Mt	Pts	SP	Mt	Pts	
1	CHARKASAVA Aliaksandra	BLR	183	0.99	94.4	179	1.00	100.0	168	0.84	83.0	277.4
2	SADOUKOVA Anna	RUS	192	0.98	98.0	156	0.93	81.1	170	0.84	84.0	263.1
3	SZABO Diana	HUN	78	0.80	32.5	62	0.92	31.9	77	0.81	36.7	101.1
4	ENE Diana	ROM	77	0.89	35.7	54	0.90	27.2	47	0.89	24.6	87.4
NQ	BASAVA Liudmila	BLR	184	0.93	89.1	169	0.84	79.3	134	0.88	69.4	237.8
NO	SITSKO Anastasia	Brest	165	0.93	79.9	126	0.94	66.2	147	0.84	72.6	218.7
NQ	PRAVDINA Eva	RUS	149	0.92	71.4	102	0.99	56.4	112	0.94	61.9	189.7
NQ	MACSIM Mihaela	ROM	65	0.95	32.2	38	0.95	20.2	56	1.00	32.9	85.3

#### MULTIPLE CLASSIFICATION

PLACE	Competitor	Team	RX	TX	RUFZ	MR	TOTAL POINTS
1	SADOUKOVA Anna	RUS	300.0	263.1	100.0	100.0	763.1
2	CHARKASAVA Aliaksandra	BLR	276.8	277.4	70.4	83.2	707.8
3	BASAVA Liudmila	BLR	278.0	237.8	58.7	69.9	644.4
4	PRAVDINA Eva	RUS	211.4	189.7	26.2	63.9	491.2
5	ENE Diana	ROM	156.6	87.4	16.0	56.5	316.5
6	SZABO Diana	HUN	128.4	101.1	11.1	46.6	287.2
7	MACSIM Mihaela	ROM	78.8	85.3	10.5	36.4	211.0
NO	SITSKO Anastasia	Brest	230.7	218.7	33.0	83.4	565.8

Poland 08.10.2010

Chairman of International Jury

Oliver Tabakovski Z32TO



International Amateur Radio Union, Region 1  
Polish amateur radio union ( PZK )



**7th IARU-R1 High Speed Telegraphy Championship**  
**5-9 October 2010 Skierniewice, Poland**

**CATEGORY "B" - Youngster Males Under 16**

**RECEIVING TESTS CLASSIFICATION**

PLACE	Competitor	Team	Letters			Figures			Mixed			Sum
			SP	Err	Pts	SP	Err	Pts	SP	Err	Pts	
1	VIALICHKA Alexander	BLR	240	4	100.0	250	0	100.0	200	4	100.0	300.0
2	ZAITSEV Alexander	RUS	230	4	95.8	220	2	87.2	0	0	0.0	183.0
3	POPA Andrei	ROM	160	2	66.9	140	2	55.2	110	1	55.6	177.8
4	TOTH Patrick	HUN	140	4	57.6	120	3	46.8	100	1	50.5	154.9
NO	CHARKASAV Aliaksei	Brest	200	2	83.9	230	2	91.2	170	5	84.2	259.3
NQ	MIASHKOU Uladzimir	BLR	220	2	92.4	190	1	75.6	140	2	70.4	238.4
NO	FILANIUK Roman	Brest	180	3	75.0	180	3	70.8	120	0	61.2	207.0
NQ	ISLAMOV Denis	RUS	160	4	66.1	140	2	55.2	110	3	54.6	175.9
NQ	SANDU Cristian	ROM	90	4	36.4	110	0	44.0	70	1	35.2	115.6

**TRANSMITTING TESTS CLASSIFICATION**

PLACE	Competitor	Team	Letters			Figures			Mixed			Sum
			SP	Mt	Pts	SP	Mt	Pts	SP	Mt	Pts	
1	VIALICHKA Alexander	BLR	213	0.94	92.7	223	0.95	95.0	190	1.00	100.0	287.7
2	ZAITSEV Alexander	RUS	196	0.98	88.9	170	0.96	73.2	166	0.83	72.5	234.6
3	TOTH Patrick	HUN	113	0.94	49.2	78	0.93	32.5	89	0.98	45.9	127.6
4	POPA Andrei	ROM	91	0.99	41.7	48	1.00	21.5	78	0.93	38.2	101.4
NO	CHARKASAV Aliaksei	Brest	216	0.99	99.0	172	0.99	76.4	162	0.89	75.9	251.2
NQ	MIASHKOU Uladzimir	BLR	201	0.83	77.2	177	0.99	78.6	169	0.89	79.2	235.0
NO	FILANIUK Roman	Brest	178	0.83	68.4	141	0.99	62.6	140	0.88	64.8	195.8
NQ	ISLAMOV Denis	RUS	111	0.94	48.3	56	0.94	23.6	88	0.84	38.9	110.8
NQ	SANDU Cristian	ROM	85	0.90	35.4	15	0.85	5.7	28	0.85	12.5	53.7

Poland 08.10.2010

**PRACTICING TESTS CLASSIFICATION**

Callsign Receiving test (RUFZ)

PLACE	Competitor	Team	Result	Pts
1	VIALICHKA Alexander	BLR	112846	100.0
2	ZAITSEV Alexander	RUS	90410	80.1
3	POPA Andrei	ROM	41260	36.6
4	TOTH Patrick	HUN	22083	19.6
NQ	MIASHKOU Uladzimir	BLR	104201	92.3
NO	CHARKASAV Aliaksei	Brest	103896	92.1
NO	FILANIUK Roman	Brest	92489	82.0
NQ	ISLAMOV Denis	RUS	48958	43.4
NQ	SANDU Cristian	ROM	27017	23.9

Pile-Up Receiving test (Morse Runner)

PLACE	Competitor	Team	Result	Pts
1	MIASHKOU Uladzimir	BLR	3413	100.0
2	SANDU Cristian	ROM	2540	74.4
3	TOTH Patrick	HUN	1848	54.1
4	ZAITSEV Alexander	RUS	1681	49.3
NO	FILANIUK Roman	Brest	3125	91.56
NO	CHARKASAV Aliaksei	Brest	3027	88.7
NQ	VIALICHKA Alexander	BLR	2928	85.8
NQ	POPA Andrei	ROM	2114	61.9
NQ	ISLAMOV Denis	RUS	1629	47.7

**MULTIPLE CLASSIFICATION**

PLACE	Competitor	Team	RX	TX	RUFZ	MR	TOTAL POINTS
1	VIALICHKA Alexander	BLR	300.0	287.7	100.0	85.5	773.2
2	MIASHKOU Uladzimir	BLR	238.4	235.0	92.3	100.0	665.7
3	ZAITSEV Alexander	RUS	183.0	234.6	80.1	49.3	547.0
4	ISLAMOV Denis	RUS	175.9	110.8	43.4	47.7	377.8
5	POPA Andrei	ROM	177.8	101.4	36.6	61.9	377.7
6	TOTH Patrick	HUN	154.9	127.6	19.6	54.1	356.2
7	SANDU Cristian	ROM	115.6	53.7	23.9	74.4	267.6
NO	CHARKASAV Aliaksei	Brest	259.3	251.2	92.1	88.7	691.3
NO	FILANIUK Roman	Brest	207	195.8	82	91.6	576.4

Chairman of International Jury

Oliver Tabakovski Z32TO



International Amateur Radio Union, Region 1  
Polish amateur radio union ( PZK )



## 7th IARU-R1 High Speed Telegraphy Championship 5-9 October 2010 Skierniewice, Poland

### CATEGORY "C" - Junior Females Under 21

#### RECEIVING TESTS CLASSIFICATION

PLACE	Competitor	Team	Letters			Figures			Mixed			Sum
			SP	Err	Pts	SP	Err	Pts	SP	Err	Pts	
1	VYAZOVSKAYA Julia	RUS	260	3	100.0	290	4	100.0	200	1	97.1	297.1
2	RAMANENKA Maryna	BLR	250	5	95.3	260	3	89.9	210	5	100.0	285.2
3	GETZOVA Teodora	BUL	210	1	81.3	190	1	66.1	170	2	82.0	229.4
4	ASTEFANI Adelina	ROM	180	0	70.0	170	1	59.1	130	3	62.0	191.1
5	TWARDZINSKA Pulina	POL	150	5	56.4	140	5	47.2	100	0	48.8	152.4
6	SZEKELY Eszter	HUN	130	1	50.2	120	2	41.3	120	1	58.0	149.5
NQ	FILIPOVICH Natalia	BLR	250	3	96.1	260	3	89.9	180	2	86.8	272.8
NQ	ZAINULINA Alsu	RUS	180	4	68.5	120	0	42.0	120	1	58.0	168.5
NQ	CIESLAK Danuta	POL	0	0	0.0	0	0	0.0	0	0	0.0	0.0

#### TRANSMITTING TESTS CLASSIFICATION

PLACE	Competitor	Team	Letters			Figures			Mixed			Sum
			SP	Mt	Pts	SP	Mt	Pts	SP	Mt	Pts	
1	FILIPOVICH Natalia	BLR	219	0.95	95.0	175	0.95	89.9	160	0.94	92.3	277.1
2	VYAZOVSKAYA Julia	RUS	208	0.88	83.6	185	0.89	89.0	110	0.83	56.0	228.6
3	GETZOVA Teodora	BUL	154	1.00	70.3	105	0.95	53.9	121	0.90	66.8	191.0
4	TWARDZINSKA Pulina	POL	114	0.94	48.9	56	0.94	28.5	81	0.89	44.2	121.6
5	ASTEFANI Adelina	ROM	103	1.00	47.0	59	0.94	30.0	70	0.88	37.8	114.8
6	SZEKELY Eszter	HUN	95	0.97	42.1	58	0.92	28.8	74	0.93	42.2	113.1
NQ	RAMANENKA Maryna	BLR	194	0.99	87.7	176	0.98	93.2	163	0.93	93.0	273.9
NQ	ZAINULINA Alsu	RUS	123	1.00	56.2	89	0.95	45.7	98	0.95	57.1	159.0
NQ	CIESLAK Danuta	POL	44	0.83	16.7	29	0.83	13.0	52	0.82	26.2	55.8

Poland 08.10.2010

#### PRACTICING TESTS CLASSIFICATION

##### Callsign Receiving test (RUFZ)

PLACE	Competitor	Team	Result	Pts
1	GETZOVA Teodora	BUL	153904	100.0
2	FILIPOVICH Natalia	BLR	129114	83.9
3	VYAZOVSKAYA Julia	RUS	114031	74.1
4	SZEKELY Eszter	HUN	40896	26.6
5	ASTEFANI Adelina	ROM	38148	24.8
6	TWARDZINSKA Pulina	POL	23754	15.4
NQ	RAMANENKA Maryna	BLR	125836	81.8
NQ	ZAINULINA Alsu	RUS	28518	18.5
NQ	CIESLAK Danuta	POL	735	0.5

##### Pile-Up Receiving test (Morse Runner)

PLACE	Competitor	Team	Result	Pts
1	GETZOVA Teodora	BUL	3688	100.0
2	RAMANENKA Maryna	BLR	3170	86.0
3	VYAZOVSKAYA Julia	RUS	2908	78.9
4	ASTEFANI Adelina	ROM	2463	66.8
5	SZEKELY Eszter	HUN	1937	52.5
6	TWARDZINSKA Pulina	POL	1842	49.9
NQ	FILIPOVICH Natalia	BLR	3053	82.8
NQ	ZAINULINA Alsu	RUS	1581	42.9
NQ	CIESLAK Danuta	POL	0	0.0

#### MULTIPLE CLASSIFICATION

PLACE	Competitor	Team	RX	TX	RUFZ	MR	TOTAL POINTS
1	RAMANENKA Maryna	BLR	285.2	273.9	81.8	86.0	726.9
2	FILIPOVICH Natalia	BLR	272.8	277.1	83.9	82.8	716.6
3	VYAZOVSKAYA Julia	RUS	297.1	228.6	74.1	78.9	678.7
4	GETZOVA Teodora	BUL	229.4	191.0	100.0	100.0	620.4
5	ASTEFANI Adelina	ROM	191.1	114.8	24.8	66.8	397.5
6	ZAINULINA Alsu	RUS	168.5	159.0	18.5	42.9	388.9
7	SZEKELY Eszter	HUN	149.5	113.1	26.6	52.5	341.7
8	TWARDZINSKA Pulina	POL	152.4	121.6	15.4	49.9	339.3
9	CIESLAK Danuta	POL	0	55.8	0.5	0	56.3

Chairman of International Jury

Oliver Tabakovski Z32TO



International Amateur Radio Union, Region 1  
Polish amateur radio union ( PZK )



**7th IARU-R1 High Speed Telegraphy Championship**  
**5-9 October 2010 Skierniewice, Poland**

**CATEGORY "D" - Junior Males Under 21**

**RECEIVING TESTS CLASSIFICATION**

PLACE	Competitor	Team	Letters			Figures			Mixed			Sum
			SP	Err	Pts	SP	Err	Pts	SP	Err	Pts	
1	KAVALEUSKI Mikita	BLR	250	2	97.3	270	3	100.0	200	3	100.0	297.3
2	POSTNOV Alexei	RUS	230	0	90.2	190	4	69.7	200	5	99.0	258.8
3	BIDIRLIU Andrei	ROM	180	5	68.6	170	1	63.3	140	3	69.5	201.5
4	WEISZ Andras	HUN	140	5	52.9	120	1	44.6	100	2	49.7	147.3
5	TRAJKOV Darko	MKD	130	1	50.6	110	1	40.8	70	4	33.5	124.9
6	KIJO Wincenty	POL	50	4	18.0	50	5	16.9	0	0	0.0	34.9
7	PANTSIOS Pandelis	GRE	0	0	0.0	70	0	26.2	0	0	0.0	26.2
NQ	UKHTSIKAU Andrei	BLR	260	5	100.0	220	1	82.0	170	4	84.3	266.3
NQ	GULKO Oleg	RUS	170	1	66.3	170	2	62.9	150	4	74.1	203.3
NQ	MANCAS Alexandru	ROM	190	5	72.5	160	5	58.1	110	2	54.8	185.4

**PRACTICING TESTS CLASSIFICATION**

Callsign Receiving test (RUFZ)

PLACE	Competitor	Team	Result	Pts
1	MANCAS Alexandru	ROM	140243	100.0
2	UKHTSIKAU Andrei	BLR	140100	99.9
3	TRAJKOV Darko	MKD	90568	64.6
4	POSTNOV Alexei	RUS	63338	45.2
5	WEISZ Andras	HUN	33171	23.7
6	PANTSIOS Pandelis	GRE	27956	19.9
7	KIJO Wincenty	POL	2659	1.9
NQ	KAVALEUSKI Mikita	BLR	133001	94.8
NQ	BIDIRLIU Andrei	ROM	53055	37.8
NQ	GULKO Oleg	RUS	45554	32.5

Pile-Up Receiving test (Morse Runner)

PLACE	Competitor	Team	Result	Pts
1	MANCAS Alexandru	ROM	3749	100.0
2	UKHTSIKAU Andrei	BLR	3384	90.3
3	POSTNOV Alexei	RUS	2790	74.4
4	TRAJKOV Darko	MKD	2584	68.9
5	PANTSIOS Pandelis	GRE	2492	66.5
6	WEISZ Andras	HUN	1969	52.5
7	KIJO Wincenty	POL	704	18.8
NQ	BIDIRLIU Andrei	ROM	3103	82.8
NQ	KAVALEUSKI Mikita	BLR	2828	75.4
NQ	GULKO Oleg	RUS	1905	50.8

**TRANSMITTING TESTS CLASSIFICATION**

PLACE	Competitor	Team	Letters			Figures			Mixed			Sum
			SP	Mt	Pts	SP	Mt	Pts	SP	Mt	Pts	
1	KAVALEUSKI Mikita	BLR	244	1.00	100.0	223	1.00	100.0	201	1.00	100.0	300.0
2	POSTNOV Alexei	RUS	171	0.94	65.9	125	0.84	47.1	133	0.84	55.6	168.5
3	BIDIRLIU Andrei	ROM	154	0.95	60.0	96	0.95	40.9	116	1.00	57.7	158.6
4	WEISZ Andras	HUN	111	0.83	37.8	17	0.83	6.3	85	0.83	35.1	79.2
5	TRAJKOV Darko	MKD	58	1.00	23.8	25	0.85	9.5	22	0.85	9.3	42.6
6	PANTSIOS Pandelis	GRE	48	0.85	16.7	32	0.85	12.2	29	0.85	12.3	41.2
7	KIJO Wincenty	POL	48	0.84	16.5	18	0.84	6.8	37	0.84	15.5	38.8
NQ	UKHTSIKAU Andrei	BLR	234	0.99	94.9	201	0.99	89.2	193	0.89	85.5	269.6
NQ	GULKO Oleg	RUS	142	0.99	57.6	87	1.00	39.0	102	0.99	50.2	146.9
NQ	MANCAS Alexandru	ROM	132	0.88	47.6	99	0.88	39.1	112	0.94	52.4	139.1

**MULTIPLE CLASSIFICATION**

PLACE	Competitor	Team	RX	TX	RUFZ	MR	TOTAL POINTS
1	KAVALEUSKI Mikita	BLR	297.3	300.0	94.8	75.4	767.5
2	UKHTSIKAU Andrei	BLR	266.3	269.6	99.9	90.3	726.1
3	POSTNOV Alexei	RUS	258.8	168.5	45.2	74.4	546.9
4	MANCAS Alexandru	ROM	185.4	139.1	100.0	100.0	524.5
5	BIDIRLIU Andrei	ROM	201.5	158.6	37.8	82.8	480.7
6	GULKO Oleg	RUS	203.3	146.9	32.5	50.8	433.5
8	WEISZ Andras	HUN	147.3	79.2	23.7	52.5	302.7
7	TRAJKOV Darko	MKD	124.9	42.6	64.6	68.9	301.0
9	PANTSIOS Pandelis	GRE	26.2	41.2	19.9	66.5	153.8
10	KIJO Wincenty	POL	34.9	38.8	1.9	18.8	94.4

Poland 08.10.2010

Chairman of International Jury

Oliver Tabakovski Z32TO



International Amateur Radio Union, Region 1  
Polish amateur radio union ( PZK )



**7th IARU-R1 High Speed Telegraphy Championship**  
**5-9 October 2010 Skierniewice, Poland**

**CATEGORY "E" - Females**

**RECEIVING TESTS CLASSIFICATION**

PLACE	Competitor	Team	Letters			Figures			Mixed			Sum
			SP	Err	Pts	SP	Err	Pts	SP	Err	Pts	
1	SHAVIALENKA Hanna	BLR	280	1	100.0	300	2	100.0	230	3	100.0	300.0
2	ELCHENKO Elena	RUS	250	1	89.2	250	1	83.6	220	4	95.2	268.0
3	IVAN Gabriela	ROM	230	5	80.6	200	3	66.1	170	2	74.0	220.8
4	GETZOVA Maria	BUL	160	0	57.3	160	3	52.7	120	4	51.1	161.1
5	IRINA Stieber	GER	140	0	50.2	120	5	38.6	110	5	46.3	135.0
6	OSORJANTSAN Altantuya	MON	120	3	41.9	140	3	46.0	110	4	46.7	134.6
7	ILLES Evelin	HUN	120	0	43.0	130	1	43.3	100	0	44.1	130.4
8	GIERCZYCKA Donata	POL	110	2	38.7	100	5	31.9	0	0	0.0	70.6
9	PANAGIOTOU Victoria	GRE	0	0	0.0	100	3	32.6	0	0	0.0	32.6
NQ	KASIMOVICH Uladzislava	BLR	250	5	87.8	220	2	73.2	190	3	82.4	243.3
NQ	TROFIN Ionela	ROM	210	4	73.8	180	1	60.1	160	4	68.7	202.6
NQ	PASHNINA Anna	RUS	190	3	67.0	180	5	58.7	150	3	64.8	190.5
NQ	MUNKHZUL Sakhya	MON	110	3	38.4	130	5	41.9	0	0	0.0	80.3

Poland 08.10.2010

**PRACTICING TESTS CLASSIFICATION**

Call sign Receiving test (RUFZ)

PLACE	Competitor	Team	Result	Pts
1	SHAVIALENKA Hanna	BLR	157266	100.0
2	ELCHENKO Elena	RUS	146469	93.1
3	GETZOVA Maria	BUL	87816	55.8
4	TROFIN Ionela	ROM	63130	40.1
5	ILLES Evelin	HUN	32381	20.6
6	OSORJANTSAN Altantuya	MON	27423	17.4
7	IRINA Stieber	GER	25510	16.2
8	GIERCZYCKA Donata	POL	20964	13.3
9	PANAGIOTOU Victoria	GRE	16598	10.6
NQ	KASIMOVICH Uladzislava	BLR	139442	88.7
NQ	PASHNINA Anna	RUS	96909	61.6
NQ	IVAN Gabriela	ROM	59801	38.0
NQ	MUNKHZUL Sakhya	MON	19283	12.3

Pile-Up Receiving test (Morse Runner)

PLACE	Competitor	Team	Result	Pts
1	IVAN Gabriela	ROM	3319	100.0
2	KASIMOVICH Uladzislava	BLR	3113	93.8
3	GETZOVA Maria	BUL	3073	92.6
4	ELCHENKO Elena	RUS	3033	91.4
5	IRINA Stieber	GER	2683	80.8
6	ILLES Evelin	HUN	2239	67.5
7	MUNKHZUL Sakhya	MON	1933	58.24
8	GIERCZYCKA Donata	POL	1873	56.4
9	PANAGIOTOU Victoria	GRE	1678	50.56
NQ	SHAVIALENKA Hanna	BLR	2940	88.6
NQ	PASHNINA Anna	RUS	2834	85.4
NQ	TROFIN Ionela	ROM	2312	69.7
NQ	OSORJANTSAN Altantuya	MON	1742	52.5

Chairman of International Jury

Oliver Tabakovski Z32TO

TRANSMITTING TESTS CLASSIFICATION

PLACE	Competitor	Team	Letters			Figures			Mixed			Sum
			SP	Mt	Pts	SP	Mt	Pts	SP	Mt	Pts	
1	SHAVIALENKA Hanna	BLR	234	0.99	98.6	227	1.00	100.0	174	1.00	93.0	291.6
2	ELCHENKO Elena	RUS	235	1.00	100.0	188	1.00	82.8	173	0.95	87.9	270.7
3	TROFIN Ionela	ROM	149	0.95	60.2	97	0.90	38.5	125	0.95	63.5	162.2
4	GETZOVA Maria	BUL	106	0.98	44.2	96	0.88	37.2	92	0.98	48.2	129.6
5	ILLES Evelin	HUN	104	0.99	43.8	66	0.99	28.8	85	0.94	42.7	115.3
6	IRINA Stieber	GER	101	1.00	43.0	62	1.00	27.3	65	0.90	31.3	101.6
7	MUNKHZUL Sakhiya	MON	83	0.91	32.1	78	0.91	31.3	77	0.91	37.5	100.9
8	GIERCZYCKA Donata	POL	74	0.99	31.2	40	0.83	14.6	76	0.88	35.8	81.6
9	PANAGIOTOU Victoria	GRE	52	0.83	18.4	21	0.82	7.6	56	0.92	27.6	53.5
NQ	KASIMOVICH Uladzislava	BLR	229	1.00	97.4	192	1.00	84.6	187	1.00	100.0	282.0
NQ	PASHNINA Anna	RUS	181	1.00	77.0	115	0.95	48.1	115	1.00	61.5	186.6
NQ	IVAN Gabriela	ROM	148	1.00	63.0	106	0.90	42.0	117	0.89	55.7	160.7
NQ	OSORJANTSAN Altantuya	MON	53	0.81	18.3	51	0.83	18.6	82	0.82	36.0	72.9


Poland 08.10.2010

MULTIPLE CLASSIFICATION

PLACE	Competitor	Team	RX	TX	RUFZ	MR	TOTAL POINTS
1	SHAVIALENKA Hanna	BLR	300.0	291.6	100.0	88.6	780.2
2	ELCHENKO Elena	RUS	268.0	270.7	93.1	91.4	723.2
3	KASIMOVICH Uladzislava	BLR	243.3	282.0	88.7	93.8	707.8
4	PASHNINA Anna	RUS	190.5	186.6	61.6	85.4	524.1
5	IVAN Gabriela	ROM	220.8	160.7	38.0	100.0	519.5
6	TROFIN Ionela	ROM	202.6	162.2	40.1	69.7	474.6
7	GETZOVA Maria	BUL	161.1	129.6	55.8	92.6	439.1
8	ILLES Evelin	HUN	130.4	115.3	20.6	67.5	333.8
9	IRINA Stieber	GER	135.0	101.6	16.2	80.8	333.6
10	OSORJANTSAN Altantuya	MON	134.6	72.9	17.4	52.5	277.4
11	MUNKHZUL Sakhiya	MON	80.3	100.9	12.3	58.2	251.7
12	GIERCZYCKA Donata	POL	70.6	81.6	13.3	56.4	221.9
13	PANAGIOTOU Victoria	GRE	32.6	53.5	10.6	50.6	147.3

Chairman of International Jury

Oliver Tabakovski Z32TO





International Amateur Radio Union, Region 1  
Polish amateur radio union ( PZK )



## 7th IARU-R1 High Speed Telegraphy Championship 5-9 October 2010 Skierniewice, Poland

### CATEGORY "F" - Males

#### RECEIVING TESTS CLASSIFICATION

PLACE	Competitor	Team	Letters			Figures			Mixed			Sum
			SP	Err	Pts	SP	Err	Pts	SP	Err	Pts	
1	BINDASOV Andrei	BLR	280	0	98.2	300	5	100.0	230	4	100.0	298.2
2	PASHNIN Evgeny	RUS	290	5	100.0	250	1	84.4	200	3	87.2	271.6
3	BUZOIANU Bogdan	ROM	230	4	79.3	230	1	77.6	150	2	65.5	222.4
4	PROVICS Ferenc	HUN	160	4	54.7	140	0	47.5	130	1	57.1	159.3
5	GETZOV Ilya	BUL	180	0	63.2	130	1	43.7	110	0	48.7	155.6
6	SCHOCH Andre	GER	170	5	57.9	120	5	39.0	100	5	42.0	138.9
7	WEGOREK Mariusz	POL	140	1	48.8	110	0	37.3	110	5	46.5	132.5
8	MALIAKIS Efsthios	GRE	120	0	42.1	100	1	33.6	0	0	0.0	75.7
NQ	SVIADKO Sjarhei	BLR	250	2	87.0	290	0	98.3	220	1	96.9	282.2
NQ	IONKIN Ilya	RUS	190	3	65.6	200	1	67.5	160	4	69.0	202.1
NQ	HALDAN Cristian	ROM	210	4	72.3	0	0	0.0	190	0	84.1	156.4
NQ	KAYKIEIV Petar	BUL	150	0	52.6	160	2	53.6	110	3	47.3	153.5
NQ	GOMOLISZEWSKI Jerzy	POL	120	1	41.8	120	3	39.7	100	1	43.8	125.2
NQ	KURZ Fabian	GER	140	0	49.1	100	1	33.6	0	0	0.0	82.7

Poland 08.10.2010

#### PRACTICING TESTS CLASSIFICATION

##### Callsign Receiving test (RUFZ)

PLACE	Competitor	Team	Result	Pts
1	KURZ Fabian	GER	175419	100.0
2	BUZOIANU Bogdan	ROM	171465	97.7
3	BINDASOV Andrei	BLR	131539	75.0
4	PASHNIN Evgeny	RUS	116793	66.6
5	GETZOV Ilya	BUL	76481	43.6
6	PROVICS Ferenc	HUN	43618	24.9
7	MALIAKIS Efsthios	GRE	32564	18.6
8	GOMOLISZEWSKI Jerzy	POL	24308	13.9
NQ	SVIADKO Sjarhei	BLR	131470	74.9
NQ	IONKIN Ilya	RUS	108843	62.0
NQ	HALDAN Cristian	ROM	85576	48.8
NQ	SCHOCH Andre	GER	71784	40.9
NQ	KAYKIEIV Petar	BUL	32860	18.7
NQ	WEGOREK Mariusz	POL	14048	8.0

##### Pile-Up Receiving test (Morse Runner)

PLACE	Competitor	Team	Result	Pts
1	GETZOV Ilya	BUL	4052	100.0
2	HALDAN Cristian	ROM	3940	97.2
3	IONKIN Ilya	RUS	3879	95.7
4	BINDASOV Andrei	BLR	3609	89.1
5	KURZ Fabian	GER	3566	88.0
6	MALIAKIS Efsthios	GRE	2718	67.1
7	PROVICS Ferenc	HUN	2428	59.9
8	GOMOLISZEWSKI Jerzy	POL	2272	56.1
NQ	BUZOIANU Bogdan	ROM	3273	80.8
NQ	SVIADKO Sjarhei	BLR	2877	71.0
NQ	PASHNIN Evgeny	RUS	2810	69.3
NQ	SCHOCH Andre	GER	2791	68.9
NQ	KAYKIEIV Petar	BUL	2010	49.6
NQ	WEGOREK Mariusz	POL	1599	39.5

Chairman of International Jury

Oliver Tabakovski Z32TO

**CATEGORY "F" - Males**

**TRANSMITTING TESTS CLASSIFICATION**

PLACE	Competitor	Team	Letters			Figures			Mixed			Sum
			SP	Mt	Pts	SP	Mt	Pts	SP	Mt	Pts	
1	SVIADKO Sjarhei	BLR	234	0.93	91.1	185	0.88	88.0	194	0.99	99.0	278.1
2	PASHNIN Evgeny	RUS	239	0.99	99.0	181	0.94	92.0	185	0.85	81.1	272.0
3	HALDAN Cristian	ROM	183	1.00	76.6	145	0.85	66.6	143	0.85	62.7	205.8
4	PROVICS Ferenc	HUN	153	1.00	64.0	103	0.95	52.9	130	0.95	63.7	180.6
5	KURZ Fabian	GER	166	0.95	66.0	101	0.90	49.1	107	0.95	52.4	167.5
6	GOMOLISZEWSKI Jerzy	POL	136	1.00	56.9	78	0.85	35.8	97	1.00	50.0	142.7
7	GETZOV Ilya	BUL	121	1.00	50.6	93	0.89	44.7	94	0.89	43.1	138.5
8	MALIAKIS Efsthios	GRE	137	1.00	57.3	45	0.84	20.4	32	0.83	13.7	91.4
NQ	BINDASOV Andrei	BLR	213	0.99	88.2	173	0.83	77.6	166	0.94	80.4	246.3
NQ	IONKIN Ilya	RUS	174	1.00	72.8	125	1.00	67.6	138	0.94	66.9	207.2
NQ	BUZOIANU Bogdan	ROM	141	0.94	55.5	118	0.88	56.1	129	0.93	61.8	173.4
NQ	SCHOCH Andre	GER	141	0.95	56.0	81	0.95	41.6	103	0.90	47.8	145.4
NQ	KAYKIEIV Petar	BUL	114	1.00	47.7	71	1.00	38.4	93	1.00	47.9	134.0
NQ	WEGOREK Mariusz	POL	125	0.93	48.6	76	0.98	40.3	87	0.92	41.3	130.2


Poland 08.10.2010

**MULTIPLE CLASSIFICATION**

PLACE	Competitor	Team	RX	TX	RUFZ	MR	TOTAL POINTS
1	BINDASOV Andrei	BLR	298.2	246.3	75.0	89.1	708.6
2	SVIADKO Sjarhei	BLR	282.2	278.1	74.9	71.0	706.2
3	PASHNIN Evgeny	RUS	271.6	272.0	66.6	69.3	679.5
4	BUZOIANU Bogdan	ROM	222.4	173.4	97.7	80.8	574.3
5	IONKIN Ilya	RUS	202.1	207.2	62.0	95.7	567.0
6	HALDAN Cristian	ROM	156.4	205.8	48.8	97.2	508.2
7	KURZ Fabian	GER	82.7	167.5	100.0	88.0	438.2
8	GETZOV Ilya	BUL	155.6	138.5	43.6	100.0	437.7
9	PROVICS Ferenc	HUN	159.3	180.6	24.9	59.9	424.7
10	SCHOCH Andre	GER	138.9	145.4	40.9	68.9	394.1
11	KAYKIEIV Petar	BUL	153.5	134.0	18.7	49.6	355.8
12	GOMOLISZEWSKI Jerzy	POL	125.2	142.7	13.9	56.1	337.9
13	WEGOREK Mariusz	POL	132.5	130.2	8.0	39.5	310.2
14	MALIAKIS Efsthios	GRE	75.7	91.4	18.6	67.1	252.8

Chairman of International Jury

Oliver Tabakovski Z32TO







International Amateur Radio Union, Region 1  
Polish amateur radio union ( PZK )



## 7th IARU-R1 High Speed Telegraphy Championship 5-9 October 2010 Skierniewice, Poland

### CATEGORY "G" - Senior Females Over 40

#### RECEIVING TESTS CLASSIFICATION

PLACE	Competitor	Team	Letters			Figures			Mixed			Sum
			SP	Err	Pts	SP	Err	Pts	SP	Err	Pts	
1	ARIOUTKINA Elvira	RUS	260	2	100.0	240	1	100.0	200	4	100.0	300.0
2	KASIMOVICH Aida	BLR	210	2	80.6	200	2	82.8	170	2	85.7	249.2
3	MANEA Janetta	ROM	200	1	77.1	200	5	81.6	160	2	80.6	239.3
4	KISS Andrea	HUN	160	3	60.9	150	0	62.8	140	5	68.9	192.5
NQ	KVALEUSKAYA Iryna	BLR	190	2	72.9	210	2	87.0	160	5	79.1	239.0
NQ	NESTSIARUK Valentina	Brest	190	4	72.1	180	1	74.9	130	1	65.8	212.8

#### TRANSMITTING TESTS CLASSIFICATION

PLACE	Competitor	Team	Letters			Figures			Mixed			Sum
			SP	Mt	Pts	SP	Mt	Pts	SP	Mt	Pts	
1	KASIMOVICH Aida	BLR	187	1.00	100.0	147	1.00	90.2	138	1.00	100.0	290.2
2	ARIOUTKINA Elvira	RUS	177	0.99	93.7	129	0.99	78.3	136	0.94	92.6	264.7
3	MANEA Janetta	ROM	162	0.84	72.8	163	0.95	95.0	129	0.90	84.1	251.9
4	KISS Andrea	HUN	105	1.00	56.1	77	1.00	47.2	81	0.99	58.1	161.5
NQ	KVALEUSKAYA Iryna	BLR	133	1.00	71.1	129	1.00	79.1	109	1.00	79.0	229.2
NQ	NESTSIARUK Valentina	Brest	138	0.99	73.1	105	0.99	63.8	103	0.88	65.7	202.5

Poland 08.10.2010

#### PRACTICING TESTS CLASSIFICATION

##### Callsign Receiving test (RUFZ)

PLACE	Competitor	Team	Result	Pts
1	KASIMOVICH Aida	BLR	60764	100.0
2	MANEA Janetta	ROM	59198	97.4
3	ARIOUTKINA Elvira	RUS	55421	91.2
4	KISS Andrea	HUN	35541	58.5
NQ	KVALEUSKAYA Iryna	BLR	59582	98.1
NQ	NESTSIARUK Valentina	Brest	43697	71.9

##### Pile-Up Receiving test (Morse Runner)

PLACE	Competitor	Team	Result	Pts
1	KASIMOVICH Aida	BLR	3361	100.0
2	ARIOUTKINA Elvira	RUS	2532	75.3
3	MANEA Janetta	ROM	2460	73.2
4	KISS Andrea	HUN	1366	40.6
NQ	KVALEUSKAYA Iryna	BLR	2537	75.5
NQ	NESTSIARUK Valentina	Brest	2503	74.5

#### MULTIPLE CLASSIFICATION

PLACE	Competitor	Team	RX	TX	RUFZ	MR	TOTAL POINTS
1	KASIMOVICH Aida	BLR	249.2	290.2	100.0	100.0	739.4
2	ARIOUTKINA Elvira	RUS	300.0	264.7	91.2	75.3	731.2
3	MANEA Janetta	ROM	239.3	251.9	97.4	73.2	661.8
4	KVALEUSKAYA Iryna	BLR	239.0	229.2	98.1	75.5	641.8
5	KISS Andrea	HUN	192.5	161.5	58.5	40.6	453.1
NQ	NESTSIARUK Valentina	Brest	212.8	202.5	71.9	74.5	561.7

Chairman of International Jury

Oliver Tabakovski Z32TO



International Amateur Radio Union, Region 1  
Polish amateur radio union ( PZK )



**7th IARU-R1 High Speed Telegraphy Championship**  
**5-9 October 2010 Skierniewice, Poland**

**CATEGORY "H" - Senior Males Over 40**

**RECEIVING TESTS CLASSIFICATION**

PLACE	Competitor	Team	Letters			Figures			Mixed			Sum
			SP	Err	Pts	SP	Err	Pts	SP	Err	Pts	
1	SADOUKOV Omari	RUS	260	3	100.0	250	1	100.0	190	4	100.0	300.0
2	GELYASEVICH Nikolai	BLR	240	3	92.2	250	3	99.2	180	2	95.7	287.1
3	COSTACHE Mihai	ROM	150	2	57.6	160	4	62.7	130	5	67.2	187.4
4	HUDANIK Antal	HUN	150	3	57.2	150	0	60.2	130	4	67.7	185.2
5	KLUZ Marek	POL	170	3	65.0	140	2	55.4	110	1	58.6	179.0
6	JUSIC Emir	BIH	140	0	54.5	120	1	47.8	110	2	58.1	160.3
7	ZUKIC Suad	GER	150	4	56.8	90	1	35.7	100	3	52.2	144.7
8	CHILKHAASUREN Chinbat	MON	90	1	34.6	130	1	51.8	0	0	0.0	86.4
NQ	SADOUKOV Valery	RUS	210	4	80.2	220	2	87.6	120	1	64.0	231.7
NQ	MANCAS Stefan	ROM	150	5	56.4	150	3	59.0	130	3	68.3	183.7

**PRACTICING TESTS CLASSIFICATION**

Callsign Receiving test (RUFZ)

PLACE	Competitor	Team	Result	Pts
1	GELYASEVICH Nikolai	BLR	100830	100.0
2	SADOUKOV Omari	RUS	99948	99.1
3	HUDANIK Antal	HUN	77191	76.6
4	MANCAS Stefan	ROM	36644	36.3
5	ZUKIC Suad	GER	30973	30.7
6	JUSIC Emir	BIH	27800	27.6
7	KLUZ Marek	POL	24602	24.4
8	CHILKHAASUREN Chinbat	MON	14766	14.6
NQ	COSTACHE Mihai	ROM	35710	35.4
NQ	SADOUKOV Valery	RUS	31117	30.9

Pile-Up Receiving test (Morse Runner)

PLACE	Competitor	Team	Result	Pts
1	HUDANIK Antal	HUN	3364	100.0
2	COSTACHE Mihai	ROM	3323	98.8
3	SADOUKOV Omari	RUS	2907	86.4
4	KLUZ Marek	POL	2554	75.9
5	ZUKIC Suad	GER	2478	73.7
6	GELYASEVICH Nikolai	BLR	2319	68.9
7	JUSIC Emir	BIH	1823	54.2
8	CHILKHAASUREN Chinbat	MON	758	22.5
NQ	MANCAS Stefan	ROM	2963	88.1
NQ	SADOUKOV Valery	RUS	1879	55.9

**TRANSMITTING TESTS CLASSIFICATION**

PLACE	Competitor	Team	Letters			Figures			Mixed			Sum
			SP	Mt	Pts	SP	Mt	Pts	SP	Mt	Pts	
1	GELYASEVICH Nikolai	BLR	242	0.94	94.0	197	1.00	100.0	200	0.89	89.0	283.0
2	SADOUKOV Omari	RUS	201	1.00	83.1	173	1.00	87.8	149	1.00	74.5	245.4
3	HUDANIK Antal	HUN	171	1.00	70.7	121	1.00	61.4	138	0.99	68.3	200.4
4	JUSIC Emir	BIH	147	0.95	57.7	89	1.00	45.2	96	1.00	48.0	150.9
5	MANCAS Stefan	ROM	156	0.85	54.8	117	0.95	56.4	88	0.85	37.4	148.6
6	ZUKIC Suad	GER	145	1.00	59.9	90	0.89	40.7	79	0.84	33.2	133.8
7	KLUZ Marek	POL	129	1.00	53.3	73	1.00	37.1	96	0.90	43.2	133.6
8	CHILKHAASUREN Chinbat	MON	75	0.83	25.7	61	0.83	25.7	65	0.88	28.6	80.0
NQ	SADOUKOV Valery	RUS	174	1.00	71.9	162	1.00	82.2	122	0.90	54.9	209.0
NQ	COSTACHE Mihai	ROM	96	0.92	36.5	102	0.90	46.6	86	0.99	42.6	125.7

**MULTIPLE CLASSIFICATION**

PLACE	Competitor	Team	RX	TX	RUFZ	MR	TOTAL POINTS
1	GELYASEVICH Nikolai	BLR	287.1	283.0	100.0	68.9	739.0
2	SADOUKOV Omari	RUS	300.0	245.4	99.1	86.4	730.9
3	HUDANIK Antal	HUN	185.2	200.4	76.6	100.0	562.2
4	SADOUKOV Valery	RUS	231.7	209.0	30.9	55.9	527.5
5	MANCAS Stefan	ROM	183.7	148.6	36.3	88.1	456.7
6	COSTACHE Mihai	ROM	187.4	125.7	35.4	98.8	447.3
7	KLUZ Marek	POL	179.0	133.6	24.4	75.9	412.9
8	JUSIC Emir	BIH	160.3	150.9	27.6	54.2	393.0
9	ZUKIC Suad	GER	144.7	133.8	30.7	73.7	382.9
10	CHILKHAASUREN Chinbat	MON	86.4	80.0	14.6	22.5	203.5

Poland 08.10.2010

Chairman of International Jury

Oliver Tabakovski Z32TO



International Amateur Radio Union, Region 1  
Polish amateur radio union ( PZK )



## 7th IARU-R1 High Speed Telegraphy Championship 5-9 October 2010 Skierniewice, Poland

### CATEGORY "I" - Senior Males Over 50

#### RECEIVING TESTS CLASSIFICATION

PLACE	Competitor	Team	Letters			Figures			Mixed			Sum
			SP	Err	Pts	SP	Err	Pts	SP	Err	Pts	
1	MOROZOV Vladislav	RUS	210	3	100.0	210	2	99.0	160	4	99.4	298.4
2	COCA PAVLIC Alexandru	ROM	200	5	94.2	200	2	94.3	150	4	93.0	281.5
3	KAYKIEV Todor	BUL	190	3	90.3	190	1	90.0	160	3	100.0	280.3
4	IVANOV Volodimir	UKR	180	2	86.0	210	0	100.0	120	0	76.4	262.4
5	YAKAULEU Yury	BLR	160	3	75.8	190	5	88.1	140	5	86.0	249.9
6	LAKATOS Laszlo	HUN	120	2	57.0	150	3	70.0	110	3	68.2	195.2
7	POLINSKI Arno	GER	150	2	71.5	130	5	59.5	90	0	57.3	188.3
8	MARCINIEWICZ Marian	POL	120	0	58.0	120	1	56.7	80	3	49.0	163.7
9	TATA Claudio	ITA	80	2	37.7	80	5	35.7	50	0	31.8	105.2
NQ	IKSANOV Valiulla	RUS	200	1	96.1	210	2	99.0	120	0	76.4	271.6
NQ	CWENAR Alfred	POL	100	0	48.3	130	4	60.0	90	4	54.8	163.1
NQ	FRENZEL Reinhard	GER	110	2	52.2	120	1	56.7	80	1	50.3	159.2
NS	MARKOVSKI Mladen	MKD	0	0	0.0	0	0	0.0	0	0	0.0	0.0

Poland 08.10.2010

#### PRACTICING TESTS CLASSIFICATION

##### Callsign Receiving test (RUFZ)

PLACE	Competitor	Team	Result	Pts
1	KAYKIEV Todor	BUL	69668	100.0
2	IVANOV Volodimir	UKR	62557	89.8
3	COCA PAVLIC Alexandru	ROM	55850	80.2
4	MOROZOV Vladislav	RUS	47052	67.5
5	YAKAULEU Yury	BLR	44148	63.4
6	POLINSKI Arno	GER	38430	55.2
7	LAKATOS Laszlo	HUN	25249	36.2
8	CWENAR Alfred	POL	23424	33.6
9	TATA Claudio	ITA	18255	26.2
10	MARKOVSKI Mladen	MKD	0	0.0
NQ	IKSANOV Valiulla	RUS	33386	47.9
NQ	FRENZEL Reinhard	GER	24946	35.8
NQ	MARCINIEWICZ Marian	POL	11855	17.0

##### Pile-Up Receiving test (Morse Runner)

PLACE	Competitor	Team	Result	Pts
1	KAYKIEV Todor	BUL	3665	100.0
2	COCA PAVLIC Alexandru	ROM	3100	84.6
3	CWENAR Alfred	POL	2907	79.3
4	IVANOV Volodimir	UKR	2717	74.1
5	YAKAULEU Yury	BLR	2706	73.8
6	MARKOVSKI Mladen	MKD	2676	73.0
7	MOROZOV Vladislav	RUS	2369	64.6
8	POLINSKI Arno	GER	2083	56.8
9	LAKATOS Laszlo	HUN	1924	52.5
10	TATA Claudio	ITA	1078	29.4
NQ	IKSANOV Valiulla	RUS	2017	55.0
NQ	FRENZEL Reinhard	GER	1933	52.7
NQ	MARCINIEWICZ Marian	POL	1014	27.7

Chairman of International Jury

Oliver Tabakovski Z32TO

**TRANSMITTING TESTS CLASSIFICATION**

PLACE	Competitor	Team	Letters			Figures			Mixed			Sum
			SP	Mt	Pts	SP	Mt	Pts	SP	Mt	Pts	
			1	MOROZOV Vladislav	RUS	164	1.00	95.3	134	1.00	98.5	
2	IVANOV Volodimir	UKR	154	1.00	89.5	136	0.95	95.0	137	1.00	100.0	284.5
3	KAYKIEV Todor	BUL	172	1.00	100.0	115	1.00	84.6	121	1.00	88.3	272.9
4	TATA Claudio	ITA	168	1.00	97.7	103	0.84	63.6	116	1.00	84.7	246.0
5	CWENAR Alfred	POL	123	1.00	71.5	113	0.89	73.9	110	0.89	71.5	216.9
6	YAKAULEU Yury	BLR	136	0.97	76.7	86	0.97	61.3	111	0.97	78.6	216.6
7	COCA PAVLIC Alexandru	ROM	121	0.88	61.9	113	0.94	78.1	99	0.99	71.5	211.6
8	POLINSKI Arno	GER	132	1.00	76.7	87	1.00	64.0	102	0.95	70.7	211.4
9	LAKATOS Laszlo	HUN	119	0.93	64.3	78	0.98	56.2	88	0.93	59.7	180.3
NQ	IKSANOV Valiulla	RUS	153	0.95	84.5	133	0.95	92.9	112	0.95	77.7	255.1
NQ	FRENZEL Reinhard	GER	115	0.95	63.5	81	0.90	53.6	83	0.84	50.9	168.0
NQ	MARCINIEWICZ Marian	POL	107	0.99	61.6	34	0.85	21.3	68	0.99	49.1	132.0
NS	MARKOVSKI Mladen	MKD	0	0.00	0.0	0	0.00	0.0	0	0.00	0.0	0.0

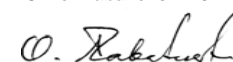
Poland 08.10.2010

**MULTIPLE CLASSIFICATION**

PLACE	Competitor	Team	RX	TX	RUFZ	MR	TOTAL POINTS
1	KAYKIEV Todor	BUL	280.3	272.9	100.0	100.0	753.2
2	MOROZOV Vladislav	RUS	298.4	284.9	67.5	64.6	715.4
3	IVANOV Volodimir	UKR	262.4	284.5	89.8	74.1	710.8
4	COCA PAVLIC Alexandru	ROM	281.5	211.6	80.2	84.6	657.9
5	IKSANOV Valiulla	RUS	271.6	255.1	47.9	55.0	629.6
6	YAKAULEU Yury	BLR	249.9	216.6	63.4	73.8	603.7
7	POLINSKI Arno	GER	188.3	211.4	55.2	56.8	511.7
8	CWENAR Alfred	POL	163.1	216.9	33.6	79.3	492.9
9	LAKATOS Laszlo	HUN	195.2	180.3	36.2	52.5	464.2
10	FRENZEL Reinhard	GER	159.2	168.0	35.8	52.7	415.7
11	TATA Claudio	ITA	105.2	246	26.2	29.4	406.8
12	MARCINIEWICZ Marian	POL	163.7	132.0	17.0	27.7	340.4
13	MARKOVSKI Mladen	MKD	0.0	0.0	0.0	73.0	73.0

Chairman of International Jury

Oliver Tabakovski Z32TO





International Amateur Radio Union, Region 1  
Polish amateur radio union ( PZK )



**7th IARU-R1 High Speed Telegraphy  
Championship  
5-9 October 2010 Skierniewice, Poland**

**FINAL RESULTS. OVERALL RANKING. FEMALES.**

PLACE	Competitor	Team	RECEPTION										PRACTICING				TRANSMISSION								TOTAL		
			Letters			Figures			Mixed			Sum	RUFZ		MR		Letters			Figures			Mixed			Sum	
			SP	Err	Pts	SP	Err	Pts	SP	Err	Pts		Resultt	Pts	Resultt	Pts	SP	Mt	Pts	SP	Mt	Pts	SP	Mt			Pts
1	SHAVIALENKA Hanna	BLR	280	1	100.0	300	2	100.0	230	3	100.0	300.0	157266	100.0	2940	79.7	234	0.99	98.6	227	1.00	100.0	174	1.00	93.0	291.6	771.3
2	ELCHENKO Elena	RUS	250	1	89.2	250	1	83.6	220	4	95.2	268.0	146469	93.1	3033	82.2	235	1.00	100.0	188	1.00	82.8	173	0.95	87.9	270.7	714.0
3	KASIMOVICH Uladzislava	BLR	250	5	87.8	220	2	73.2	140	3	60.4	221.3	139442	88.7	3113	84.4	229	1.00	97.4	192	1.00	84.6	187	1.00	100.0	282.0	676.4
4	FILIPOVICH Natalia	BLR	250	3	88.5	260	3	86.2	210	5	90.3	265.1	129114	82.1	3053	82.8	219	0.95	88.5	175	0.95	73.2	160	0.94	80.4	242.2	672.2
5	RAMANENKA Maryna	BLR	250	5	87.8	260	3	86.2	210	5	90.3	264.4	125836	80.0	3170	86.0	194	0.99	81.7	176	0.98	76.0	163	0.93	81.1	238.8	669.1
6	SADOUKOVA Anna	RUS	230	1	82.1	240	2	79.9	190	2	82.8	244.8	143065	91.0	3018	81.8	192	0.98	80.1	156	0.93	63.9	170	0.84	76.4	220.3	637.9
7	VYAZOVSKAYA Julia	RUS	260	3	92.1	290	4	96.0	200	1	87.7	275.8	114031	72.5	2908	78.9	208	0.88	77.9	185	0.89	72.5	110	0.83	48.8	199.2	626.4
8	GETZOVA Teodora	BUL	210	1	74.9	190	1	63.4	170	2	74.0	212.3	153904	97.9	3688	100.0	154	1.00	65.5	105	0.95	43.9	121	0.90	58.2	167.7	577.9
9	KASIMOVICH Aida	BLR	210	2	74.6	200	2	66.4	170	2	74.0	215.0	60764	38.6	3361	91.1	187	1.00	79.6	147	1.00	64.8	138	1.00	73.8	218.1	562.9
10	ARIOUTKINA Elvira	RUS	260	2	92.5	240	1	80.2	200	4	86.3	259.0	55421	35.2	2532	68.7	177	0.99	74.6	129	0.99	56.3	136	0.94	68.4	199.2	562.1
11	BASAVA Liudmila	BLR	230	4	81.0	230	2	76.5	160	3	69.2	226.7	83937	53.4	2109	57.2	184	0.93	72.8	169	0.84	62.5	134	0.88	63.1	198.4	535.6
12	CHARKASAVA Aliaksandra	BLR	210	4	73.8	22	2	6.7	180	1	78.9	159.4	100688	64.0	2510	68.1	183	0.99	77.1	179	1.00	78.9	168	0.84	75.5	231.4	522.9
13	PASHNINA Anna	RUS	190	3	67.0	180	5	58.7	150	3	64.8	190.5	96909	61.6	2834	76.8	181	1.00	77.0	115	0.95	48.1	115	1.00	61.5	186.6	515.6
14	IVAN Gabriela	ROM	230	5	80.6	200	3	66.1	170	2	74.0	220.8	59801	38.0	3319	90.0	148	1.00	63.0	106	0.90	42.0	117	0.89	55.7	160.7	509.5
15	MANEA Janetta	ROM	200	1	71.3	200	5	65.4	160	2	69.6	206.4	59198	37.6	2460	66.7	162	0.84	57.9	163	0.95	68.2	129	0.90	62.1	188.2	498.9
16	KAVALEUSKAYA Iryna	BLR	190	2	67.4	210	2	69.8	160	5	68.3	205.5	59582	37.9	2537	68.8	133	1.00	56.6	129	1.00	56.8	109	1.00	58.3	171.7	483.9
17	TROFIN Ionela	ROM	210	4	73.8	180	1	60.1	160	4	68.7	202.6	63130	40.1	2312	62.7	149	0.95	60.2	97	0.90	38.5	125	0.95	63.5	162.2	467.7
18	GETZOVA Maria	BUL	160	0	57.3	160	3	52.7	120	4	51.1	161.1	87816	55.8	3073	83.3	106	0.98	44.2	96	0.88	37.2	92	0.98	48.2	129.6	429.9
19	ASTEFANI Adelina	ROM	180	0	64.5	170	1	56.7	130	3	55.9	177.2	38148	24.3	2463	66.8	103	1.00	43.8	59	0.94	24.4	70	0.88	32.9	101.2	369.4
20	PRAVDINA Eva	RUS	180	2	63.8	160	4	52.3	30	2	12.3	128.5	37550	23.9	1927	52.3	149	0.92	58.3	102	0.99	44.5	112	0.94	56.3	159.1	363.7

21	ZAINULINA Alsu	RUS	180	4	63.1	120	0	40.3	120	1	52.4	155.8	28518	18.1	1581	42.9	123	1.00	52.3	89	0.95	37.2	98	0.95	49.8	139.4	356.1
22	KISS Andrea	HUN	160	3	56.3	150	0	50.3	140	5	59.5	166.1	35541	22.6	1366	37.0	105	1.00	44.7	77	1.00	33.9	81	0.99	42.9	121.5	347.2
23	ILLES Evelin	HUN	120	0	43.0	130	1	43.3	100	0	44.1	130.4	32381	20.6	2239	60.7	104	0.99	43.8	66	0.99	28.8	85	0.94	42.7	115.3	327.0
24	IRINA Stieber	GER	140	0	50.2	120	5	38.6	110	5	46.3	135.0	25510	16.2	2683	72.7	101	1.00	43.0	62	1.00	27.3	65	0.90	31.3	101.6	325.6
25	SZEKELY Eszter	HUN	130	1	46.2	120	2	39.6	120	1	52.4	138.3	40896	26.0	1937	52.5	95	0.97	39.2	58	0.92	23.5	74	0.93	36.8	99.5	316.3
26	TWARDZINSKA Pulina	POL	150	5	52.0	140	5	45.3	100	0	44.1	141.3	23754	15.1	1842	49.9	114	0.94	45.6	56	0.94	23.2	81	0.89	38.6	107.3	313.7
27	OSORJANTSAN Altantuya	MON	120	3	41.9	140	3	46.0	110	4	46.7	134.6	27423	17.4	1742	47.2	53	0.81	18.3	51	0.83	18.6	82	0.82	36.0	72.9	272.1
28	ENE Diana	ROM	120	3	41.9	120	3	39.3	110	4	46.7	127.9	22824	14.5	1706	46.3	77	0.89	29.2	54	0.90	21.4	47	0.89	22.4	72.9	261.6
29	MUNKHZUL Sakhiya	MON	110	3	38.4	130	5	41.9	0	0	0.0	80.3	19283	12.3	1933	52.4	83	0.91	32.1	78	0.91	31.3	77	0.91	37.5	100.9	245.9
30	SZABO Diana	HUN	110	3	38.4	110	3	35.9	70	1	30.4	104.7	15855	10.1	1405	38.1	78	0.80	26.6	62	0.92	25.1	77	0.81	33.4	85.0	237.9
31	GIERCZYCKA Donata	POL	110	2	38.7	100	5	31.9	0	0	0.0	70.6	20964	13.3	1873	50.8	74	0.99	31.2	40	0.83	14.6	76	0.88	35.8	81.6	216.3
32	MACSIM Mihaela	ROM	0	0	0.0	90	0	30.2	80	3	33.9	64.1	14979	9.5	1099	29.8	65	0.95	26.3	38	0.95	15.9	56	1.00	29.9	72.1	175.6
33	PANAGIOTOU Victoria	GRE	0	0	0.0	100	3	32.6	0	0	0.0	32.6	16598	10.6	1678	45.5	52	0.83	18.4	21	0.82	7.6	56	0.92	27.6	53.5	142.1
34	CIESLAK Danuta	POL	0	0	0.0	0	0	0.0	0	0	0.0	0.0	735	0.5	0	0.0	44	0.83	15.5	29	0.83	10.6	52	0.82	22.8	48.9	49.4
NO	SITSKO Anastasia	Brest	200	5	69.9	150	1	50.0	160	4	68.7	188.6	47183	30.0	2518	68.3	165	0.93	65.3	126	0.94	52.2	147	0.84	66.0	183.5	470.4
NO	NESTSIARUK Valentina	Brest	190	4	66.7	180	1	60.1	130	1	56.8	183.6	43697	27.8	2503	67.9	138	0.99	58.1	105	0.99	45.8	103	0.88	48.5	152.4	431.6

Poland 08.10.2010

Chairman of International Jury

Oliver Tabakovski Z32TO





International Amateur Radio Union, Region 1  
Polish amateur radio union ( PZK )

**Begali Keys**  
www.izrtf.com - pibegali@tin.it  
General Sponsor

**7th IARU-R1 High Speed Telegraphy  
Championship  
5-9 October 2010 Skierniewice, Poland**

**FINAL RESULTS. OVERALL RANKING. MALES.**

	Competitor	Team	RECEPTION										PRACTICING				TRANSMISSION										TOTAL
			Letters			Figures			Mixed			Sum	RUFZ		MR		Letters			Figures			Mixed			Sum	
			SP	Err	Pts	SP	Err	Pts	SP	Err	Pts		Result	Pts	Result	Pts	SP	Mt	Pts	SP	Mt	Pts	SP	Mt	Pts		
<b>1</b>	KVALEUSKI Mikita	BLR	250	2	87.0	270	3	90.5	200	3	87.2	264.7	133001	75.8	2828	69.8	244	1.00	100.0	223	1.00	100.0	201	1.00	100.0	300.0	<b>710.3</b>
<b>2</b>	BINDASOV Andrei	BLR	280	0	98.2	300	5	100.0	230	4	100.0	298.2	131539	75.0	3609	89.1	213	0.99	86.4	173	0.83	64.4	166	0.94	77.6	228.4	<b>690.7</b>
<b>3</b>	SVIADKO Sjarhei	BLR	250	2	87.0	290	0	98.3	220	1	96.9	282.2	131470	74.9	2877	71.0	234	0.93	89.2	185	0.88	73.0	194	0.99	95.6	257.7	<b>685.9</b>
<b>4</b>	UKHTSIKAU Andrei	BLR	260	5	89.5	220	1	74.2	170	4	73.5	237.2	140100	79.9	3384	83.5	234	0.99	94.9	201	0.99	89.2	193	0.89	85.5	269.6	<b>670.2</b>
<b>5</b>	VIALICHKA Alexander	BLR	240	4	82.8	250	0	84.7	200	4	86.7	254.3	112846	64.3	2928	72.3	213	0.94	82.1	223	0.95	95.0	190	1.00	94.5	271.6	<b>662.5</b>
<b>6</b>	PASHNIN Evgeny	RUS	290	5	100.0	250	1	84.4	200	3	87.2	271.6	116793	66.6	2810	69.3	239	0.99	97.0	181	0.94	76.3	185	0.85	78.2	251.5	<b>659.0</b>
<b>7</b>	GELYASEVICH Nikolai	BLR	240	3	83.2	250	3	83.7	180	2	78.8	245.6	100830	57.5	2319	57.2	242	0.94	93.2	197	1.00	88.3	200	0.89	88.6	270.1	<b>630.5</b>
<b>8</b>	SADOUKOV Omari	RUS	260	3	90.2	250	1	84.4	190	4	82.3	256.9	99948	57.0	2907	71.7	201	1.00	82.4	173	1.00	77.6	149	1.00	74.1	234.1	<b>619.7</b>
<b>9</b>	MIASHKOU Uladzimir	BLR	220	2	76.5	190	1	64.1	140	2	61.1	201.6	104201	59.4	3413	84.2	201	0.83	68.4	177	0.99	78.6	169	0.89	74.8	221.8	<b>567.0</b>
<b>10</b>	BUZOIANU Bogdan	ROM	230	4	79.3	230	1	77.6	150	2	65.5	222.4	171465	97.7	3273	80.8	141	0.94	54.3	118	0.88	46.6	129	0.93	59.7	160.6	<b>561.5</b>
<b>11</b>	IONKIN Ilya	RUS	190	3	65.6	200	1	67.5	160	4	69.0	202.1	108843	62.0	3879	95.7	174	1.00	71.3	125	1.00	56.1	138	0.94	64.5	191.9	<b>551.8</b>
<b>12</b>	KAYKIEV Todor	BUL	190	3	65.6	190	1	64.1	160	3	69.5	199.2	69668	39.7	3665	90.4	172	1.00	70.5	115	1.00	51.6	121	1.00	60.2	182.3	<b>511.6</b>
<b>13</b>	HALDAN Cristian	ROM	210	4	72.3	0	0	0.0	190	0	84.1	156.4	85576	48.8	3940	97.2	183	1.00	75.0	145	0.85	55.3	143	0.85	60.5	190.7	<b>493.1</b>
<b>14</b>	MOROZOV Vladislav	RUS	210	3	72.6	210	2	70.5	160	4	69.0	212.2	47052	26.8	2369	58.5	164	1.00	67.2	134	1.00	60.1	126	0.99	62.1	189.4	<b>486.8</b>
<b>15</b>	IVANOV Volodimir	UKR	180	2	62.5	210	0	71.2	120	0	53.1	186.7	62557	35.7	2717	67.1	154	1.00	63.1	136	0.95	57.9	137	1.00	68.2	189.2	<b>478.7</b>
<b>16</b>	HUDANIK Antal	HUN	150	3	51.6	150	0	50.8	130	4	55.8	158.2	77191	44.0	3364	83.0	171	1.00	70.1	121	1.00	54.3	138	0.99	68.0	192.3	<b>477.5</b>
<b>17</b>	MANCAS Alexandru	ROM	190	5	64.9	160	5	52.5	110	2	47.8	165.2	140243	79.9	3749	92.5	132	0.88	47.6	99	0.88	39.1	112	0.94	52.4	139.1	<b>476.8</b>

18	ZAITSEV Alexander	RUS	230	4	79.3	220	2	73.9	0	0	0.0	153.2	90410	51.5	1681	41.5	196	0.98	78.7	170	0.96	73.2	166	0.83	68.5	220.5	466.7
19	SADOUKOV Valery	RUS	210	4	72.3	220	2	73.9	120	1	52.7	198.8	31117	17.7	1879	46.4	174	1.00	71.3	162	1.00	72.6	122	0.90	54.6	198.6	461.5
20	COCA PAVLIC Alexandru	ROM	200	5	68.4	200	2	67.1	150	4	64.6	200.1	55850	31.8	3100	76.5	121	0.88	43.6	113	0.94	47.6	99	0.99	48.8	140.0	448.5
21	BIDIRLIU Andrei	ROM	180	5	61.4	170	1	57.3	140	3	60.6	179.3	53055	30.2	3103	76.6	154	0.95	60.0	96	0.95	40.9	116	1.00	57.7	158.6	444.7
22	IKSANOV Valiulla	RUS	200	1	69.8	210	2	70.5	120	0	53.1	193.4	33386	19.0	2017	49.8	153	0.95	59.6	133	0.95	56.7	112	0.95	52.9	169.2	431.4
23	GETZOV Ilya	BUL	180	0	63.2	130	1	43.7	110	0	48.7	155.6	76481	43.6	4052	100.0	121	1.00	49.6	93	0.89	37.1	94	0.89	41.6	128.3	427.5
24	KURZ Fabian	GER	140	0	49.1	100	1	33.6	0	0	0.0	82.7	175419	100.0	3566	88.0	166	0.95	64.6	101	0.90	40.8	107	0.95	50.6	156.0	426.7
25	POSTNOV Alexei	RUS	230	0	80.7	190	4	63.1	5	0	2.2	146.0	63338	36.1	2790	68.9	171	0.94	65.9	125	0.84	47.1	133	0.84	55.6	168.5	419.5
26	YAKAULEU Yury	BLR	160	3	55.1	190	5	62.7	140	5	59.7	177.5	44148	25.2	2706	66.8	136	0.97	54.1	86	0.97	37.4	111	0.97	53.6	145.0	414.5
27	PROVICS Ferenc	HUN	160	4	54.7	140	0	47.5	130	1	57.1	159.3	43618	24.9	2428	59.9	153	1.00	62.7	103	0.95	43.9	130	0.95	61.4	168.0	412.1
28	GULKO Oleg	RUS	170	1	59.3	170	2	56.9	150	4	64.6	180.8	45554	26.0	1905	47.0	142	0.99	57.6	87	1.00	39.0	102	0.99	50.2	146.9	400.7
29	MANCAS Stefan	ROM	150	5	50.9	150	3	49.8	130	3	56.2	156.9	36644	20.9	2963	73.1	156	0.85	54.3	117	0.95	49.8	88	0.85	37.2	141.4	392.3
30	SCHOCH Andre	GER	170	5	57.9	120	5	39.0	100	5	42.0	138.9	71784	40.9	2791	68.9	141	0.95	54.9	81	0.95	34.5	103	0.90	46.1	135.5	384.2
31	COSTACHE Mihai	ROM	150	2	51.9	160	4	52.9	130	5	55.3	160.1	35710	20.4	3323	82.0	96	0.92	36.2	102	0.90	41.2	86	0.99	42.4	119.7	382.2
32	KLUZ Marek	POL	170	3	58.6	140	2	46.8	110	1	48.2	153.6	24602	14.0	2554	63.0	129	1.00	52.9	73	1.00	32.7	96	0.90	43.0	128.6	359.3
33	POLINSKI Arno	GER	150	2	51.9	130	5	42.4	90	0	39.8	134.1	38430	21.9	2083	51.4	132	1.00	54.1	87	1.00	39.0	102	0.95	48.2	141.3	348.8
34	KAYKIEIV Petar	BUL	150	0	52.6	160	2	53.6	110	3	47.3	153.5	32860	18.7	2010	49.6	114	1.00	46.7	71	1.00	31.8	93	1.00	46.3	124.8	346.7
35	CWENAR Alfred	POL	100	0	35.1	130	4	42.7	90	4	38.1	115.9	23424	13.4	2907	71.7	123	1.00	50.4	113	0.89	45.1	110	0.89	48.7	144.2	345.2
36	JUSIC Emir	BIH	140	0	49.1	120	1	40.3	110	2	47.8	137.2	27800	15.8	1823	45.0	147	0.95	57.2	89	1.00	39.9	96	1.00	47.8	144.9	343.0
37	ZUKIC Suad	GER	150	4	51.2	90	1	30.2	100	3	42.9	124.3	30973	17.7	2478	61.2	145	1.00	59.4	90	0.89	35.9	79	0.84	33.0	128.4	331.5
38	GOMOLISZEWSKI Jerzy	POL	120	1	41.8	120	3	39.7	100	1	43.8	125.2	24308	13.9	2272	56.1	136	1.00	55.7	78	0.85	29.7	97	1.00	48.3	133.7	328.9
39	LAKATOS Laszlo	HUN	120	2	41.4	150	3	49.8	110	3	47.3	138.6	25249	14.4	1924	47.5	119	0.93	45.4	78	0.98	34.3	88	0.93	40.7	120.4	320.8
40	POPA Andrei	ROM	160	2	55.4	140	2	46.8	110	1	48.2	150.4	41260	23.5	2114	52.2	91	0.99	36.9	48	1.00	21.5	78	0.93	36.1	94.5	320.7
41	ISLAMOV Denis	RUS	160	4	54.7	140	2	46.8	110	3	47.3	148.9	48958	27.9	1629	40.2	111	0.94	42.8	56	0.94	23.6	88	0.84	36.8	103.1	320.1
42	TOTH Patrick	HUN	140	4	47.7	120	3	39.7	100	1	43.8	131.2	22093	12.6	1848	45.6	113	0.94	43.5	78	0.93	32.5	89	0.98	43.4	119.5	308.8
43	WEGOREK Mariusz	POL	140	1	48.8	110	0	37.3	110	5	46.5	132.5	14048	8.0	1599	39.5	125	0.93	47.6	76	0.98	33.4	87	0.92	39.8	120.9	300.9
44	FRENZEL Reinhard	GER	110	2	37.9	120	1	40.3	80	1	35.0	113.2	24946	14.2	1933	47.7	115	0.95	44.8	81	0.90	32.7	83	0.84	34.7	112.2	287.3
45	WEISZ Andras	HUN	140	5	47.4	120	1	40.3	100	2	43.4	131.1	33171	18.9	1969	48.6	111	0.83	37.8	17	0.83	6.3	85	0.83	35.1	79.2	277.8
46	TATA Claudio	ITA	80	2	27.4	80	5	25.4	50	0	22.1	74.9	18255	10.4	1078	26.6	168	1.00	68.9	103	0.84	38.8	116	1.00	57.7	165.4	277.3
47	TRAJKOV Darko	MKD	130	1	45.3	110	1	36.9	70	4	29.2	111.4	90568	51.6	2584	63.8	58	1.00	23.8	25	0.85	9.5	22	0.85	9.3	42.6	269.4
48	MALIAKIS Efstahios	GRE	120	0	42.1	100	1	33.6	0	0	0.0	75.7	32564	18.6	2718	67.1	137	1.00	56.1	45	0.84	17.0	32	0.83	13.2	86.3	247.6
49	MARCINIEWICZ Marian	POL	120	0	42.1	120	1	40.3	80	3	34.1	116.5	11855	6.8	1014	25.0	107	0.99	43.4	34	0.85	13.0	68	0.99	33.5	89.9	238.2
50	SANDU Cristian	ROM	90	4	30.2	110	0	37.3	70	1	30.5	98.0	27017	15.4	2540	62.7	85	0.90	31.4	15	0.85	5.7	28	0.85	11.8	48.9	225.0
51	CHILKHAASUREN Chinbat	MON	90	1	31.2	130	1	43.7	0	0	0.0	75.0	14766	8.4	758	18.7	75	0.83	25.5	61	0.83	22.7	65	0.88	28.5	76.7	178.8
52	PANTSIOS Pandelis	GRE	0	0	0.0	70	0	23.7	0	0	0.0	23.7	27956	15.9	2492	61.5	48	0.85	16.7	32	0.85	12.2	29	0.85	12.3	41.2	142.3



<b>53</b>	KIJO Wincenty	POL	50	4	16.1	50	5	15.3	0	0	0.0	31.4	2659	1.5	704	17.4	48	0.84	16.5	18	0.84	6.8	37	0.84	15.5	38.8	<b>89.1</b>
<b>54</b>	MARKOVSKI Mladen	MKD	0	0	0.0	0	0	0.0	0	0	0.0	0.0	0	0.0	2676	66.0	0	0.00	0.0	0	0.00	0.0	0	0.00	0.0	0.0	<b>66.0</b>
<b>NO</b>	CHARKASAV Aliaksei	Brest	200	2	69.5	230	2	77.3	170	5	73.0	219.8	103896	59.2	3027	74.7	216	0.99	87.6	172	0.99	76.4	162	0.89	71.7	235.7	<b>589.4</b>
<b>NO</b>	FILANIUK Roman	Brest	180	3	62.1	180	3	60.0	120	0	53.1	175.2	92489	52.7	3125	77.1	178	0.83	60.5	141	0.99	62.6	140	0.88	61.3	184.4	<b>489.5</b>

Poland 08.10.2010

Chairman of International Jury

Oliver Tabakovski Z32TO





International Amateur Radio Union, Region 1  
Polish amateur radio union ( PZK )

**Begali Keys**  
www.izrtf.com - pibegali@tin.it

**7th IARU-R1 High Speed Telegraphy Championship  
5-9 October 2010 Skierniewice, Poland**

**FINAL RESULTS**

**TEAMS RANKING.**

PLACE	NATIONAL TEAM	POINTS
1	<b>BELARUS</b>	<b>6546,3</b>
2	<b>RUSSIA</b>	<b>6115,9</b>
3	<b>ROMANIA</b>	<b>4486,4</b>
4	<b>HUNGARY</b>	<b>3525,8</b>
5	<b>BULGARIA</b>	<b>2254,0</b>
6	<b>POLAND</b>	<b>1899,3</b>
7	<b>GERMANY</b>	<b>1570,4</b>
8	<b>UKRAINE</b>	<b>710,8</b>
9	<b>GREECE</b>	<b>553,9</b>
10	<b>MONGOLIA</b>	<b>480,9</b>
11	<b>ITALY</b>	<b>406,8</b>
12	<b>BOSNIA AND HERCEGOVINA</b>	<b>393,0</b>
13	<b>MACEDONIA</b>	<b>374,0</b>

Poland 08.10.2010

Chairman of International Jury

Oliver Tabakovski Z32TO